

**Figs. 1 & 2** | Newspaper advertisements reminding citizens about the upcoming 1950 United States Federal Census.

## FOR THE RECORDS

### Getting Ready for the 1950 Census

On April 2, 2022, the US Census Bureau will release the 1950 U.S. Federal Census to the public. The release of the census occurs at 9am Eastern Daylight Savings time. The records will be available on the National Archives and Records Administration's (NARA) website. History & Genealogy also expects that the records will be available to view shortly after that date on Ancestry and FamilySearch.

Why April 2? Official "Census Day" in 1950 was April 1. The U.S. government will not release personally identifiable information about an individual to any other individual or agency until 72 years after it was collected for the decennial census. This "72-Year Rule" (92 Stat. 915; Public Law 95-416; October 5, 1978) restricts access to decennial census records to all but the individual named on the record or their legal heir. Hence, April 2, 2022 became the public release date for the 1950 census. Because of the "72-year rule," only cleared staff of the National Archives and Records Administration have access to the census in order to prepare it for release. According to NARA, digitization was performed on the 1950 census in 2019, prior to the pandemic, and their preparations are on schedule for the official release.

#### What does this mean?

No outside indexing can be performed until after April 2nd. This means Ancestry and FamilySearch will not begin indexing until after that date. In 2012, FamilySearch utilized crowd sourcing to index the 1940 census – a process that

took about four months to complete. Without available indexing, you must identify and browse the enumeration districts in order to locate your research subjects.

## Finding your ancestors

### Step 1: Find the address in 1950

A number of possible approaches will provide the address in 1950, the most obvious being city directories and telephone books. History & Genealogy has a list of the available City and County Directories found in our collection on our website: <https://www.slcl.org/content/city-directories>.

Directories for cities not on this list may be available online or from other libraries. Some directories are available through Fold3, Heritage Quest, or Ancestry. Ancestry has a collection of U.S. City Directories that spans the years 1895-1995. Alternative sources include old letters, address books, or other family papers. Asking someone who is alive now where he or she lived in 1950 will also work. Even if no living person resided at the address, a living person may know where his/her grandparent, aunt, or uncle lived. Perhaps if he/she does not know the exact address, he/she might be able to drive you to it. Finally, the 1940 census lists the address of every family enumerated. Although some people moved between 1940 and 1950, many did not. If they resided at a long-time family home or farm, this approach will work particularly well.

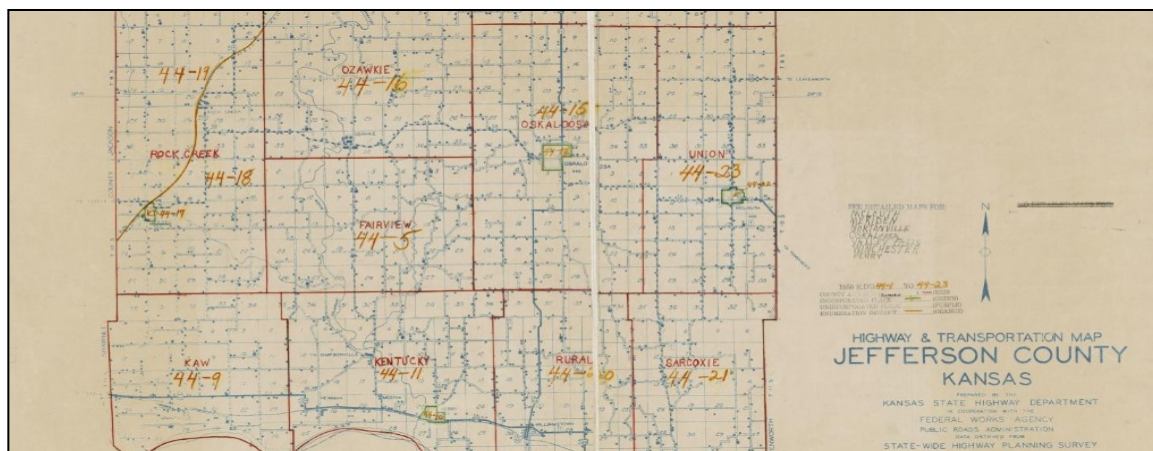
### Step 2: Find the 1950 address on a map

Finding the 1950 address on a map will help to locate it on the enumeration maps on the National Archives web site. It is much easier to find an address on a modern map than to locate it on one of the online census maps. Online maps, such as those at Google Maps or MapQuest, work very well. On the other hand, highway construction, land redevelopment and other activities over the years have obliterated houses, streets, and sometimes-entire blocks. In that case, you must look at an older map or try to discern the neighborhood of the address to facilitate finding it on the census map. In either case, save or print out the map for use later in the process.

### Step 3: Find the 1950 address on the census map

This step might be the most difficult part of the entire process. The census maps are old, difficult to read, and separated into parts for digitizing. Often the difficulty begins with determining which part of a city appears on which map. Census

Fig. 3 | Enumeration District map from Jefferson County, KS. Courtesy of the National Archives.



enumeration maps from 1950 may be viewed or downloaded from the NARA catalog: <https://catalog.archives.gov/id/821491>. Steve Morse's web site <https://stevemorse.org/census/unified.html> can also help to guide you to the 1950 Census enumeration maps.

**Step 4: Determine the enumeration district**

Lay the current day map from Step 2 on top of or next to the census map from Step 3 and align them so that the streets run the same way. Use the location on the modern map to pinpoint the location on the census map. Once you have found your address on the census map, search the area to determine the boundaries of the enumeration district (ED), and look within those boundaries to find the ED number. If the census map is particularly difficult to read, you may need to consult the ED descriptions and draw them out on a modern map. If the address is in a city that uses block numbers, these are typically used to describe the ED.


**What else can I do to prepare?**

Take a preliminary look at the population schedule forms. NARA has made available the original Form P1 standard long form for the population schedules: <https://www.archives.gov/research/census/1950/blank-forms>. 1950 was the last time the large census forms were used to go home-to-home to collect census data.

Every P1 provided lines for 30 people and every fifth individual was asked supplemental questions for statistical purposes. This additional information included nativity, migration, education, unemployment, income, military service, previous job, and marital status. To avoid weighting the supplemental questions to a particular entry line (for example: line 1 would be weighted towards Heads-of-Households), there were five versions of form P1. The five versions of the Form P1 sampled these lines:

- Version 1: Lines 1, 6, 11, 16, 21, 26
- Version 2: Lines 2, 7, 12, 17, 22, 27
- Version 3: Lines 3, 8, 13, 18, 23, 28
- Version 4: Lines 4, 9, 14, 19, 24, 29
- Version 5: Lines 5, 10, 15, 20, 25, 30

In 1950, the Census Bureau tested also self-enumeration with household forms in Ingham and Livingston Counties, Michigan, and Franklin County, Ohio. Household forms were also tested in selected enumeration districts (EDs) in Genesee County, Michigan, and in Coshocton, Defiance, Delaware,



**Fig. 4 |** 1950 United States Federal Census Form P1. Courtesy of [www.census.gov](http://www.census.gov).

Fulton, Henry, Knox, Licking, Lucas, Ottawa, Paulding, Putnam, Richland, Van Wert, and Williams Counties, Ohio, but the enumerators completed the forms for households in those areas.

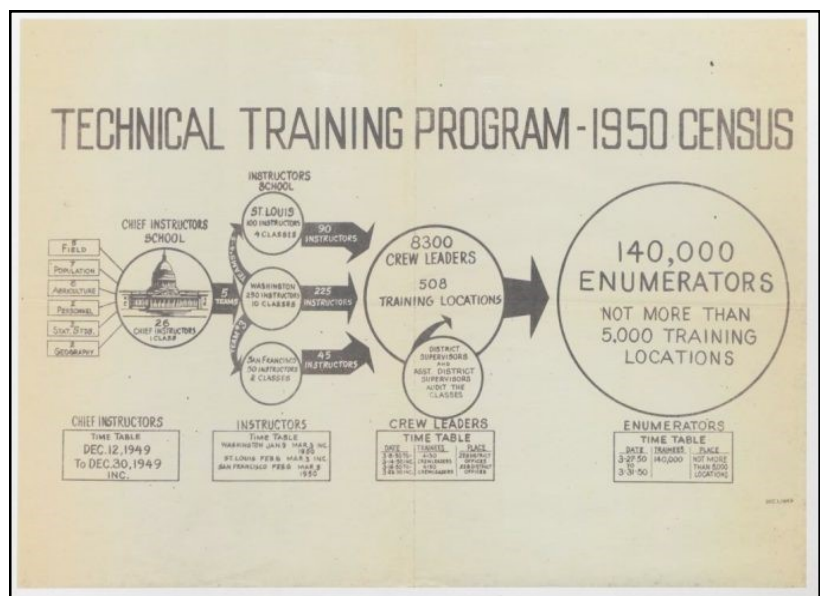
There were five different enumeration procedures used during the 1950 census, with Procedures II, III, IV, and V used in the experimental Michigan and Ohio areas:

**Procedure I** – The regular census procedure used throughout most of the United States, with households recorded by an enumerator on the standard Form P1 that had space for 30 persons per page.

**Procedure II** – Enumeration on a household schedule, Form P10, and Form P11. If the household was not at home or the enumerator was unable to complete the interview on the P11, the enumerator was to leave the form with an explanatory letter (Form P11A) at the household and pick it up later.

**Procedure III** – Enumeration on a household schedule, Form P12A or Form P13A, which the enumerator left at the dwelling unit for later pick up by the enumerator. Form P12A instructed the recipient: “A Census Enumerator called at your house but did not find anyone at home. Accordingly, you are requested to fill out this form. The enumerator will return to pick it up within 3 days.”

**Procedure IV** – Enumeration on a household schedule, Form P12B or Form P13B, which was “left to be filled out by the head of the household and mailed to the District Office if no one was at home to give the required information to the enumerator on his first visit.”

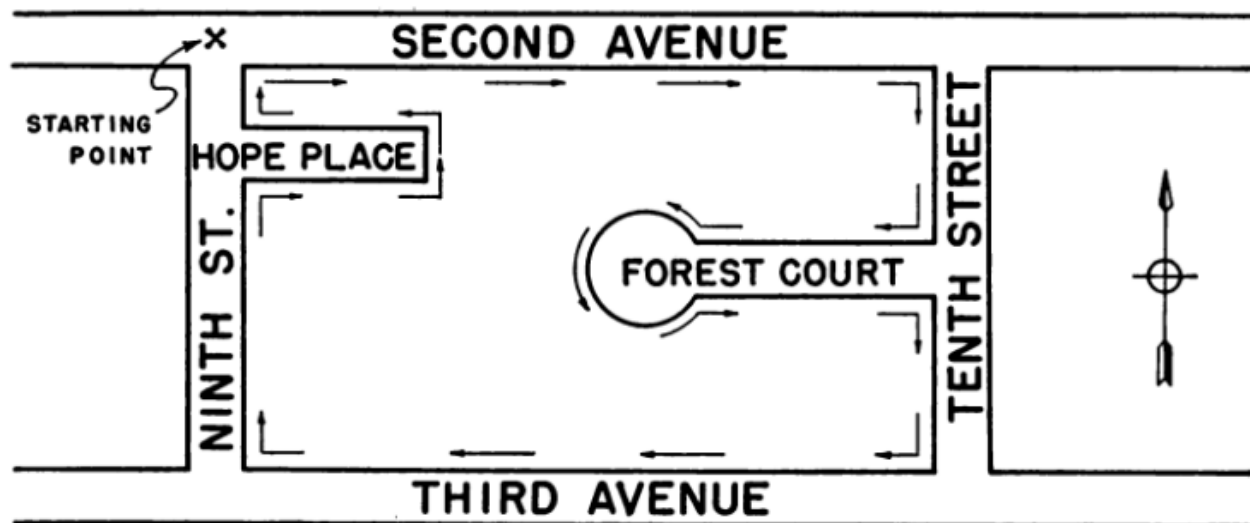


**Fig. 5** | Training flow chart from the *Enumerator’s Reference Manual: 1950 United States Federal Census*.

**Procedure V** – Self-enumeration on a household schedule, Form P12C or P13C. These were distributed by persons called “listers” shortly before the April 1 census date, with instructions for the household itself to fill out its schedule and mail it to the District Office. The Bureau found that Procedure V resulted in “over 95 percent of the schedules [...] filled out and returned by the respondents.” This procedure was conducted solely in Ingham and Livingston Counties, Michigan, and Franklin County, Ohio.

Another helpful tip would be to consult the *Enumerators Reference Manual: 1950 Census of the United States*. This was a print manual issued to enumerators. The manual is digitized and available for download from Internet Archive, Google Books, and Hathi Trust. The Enumerators Reference Manual provides all of the questions to all of the forms found in the 1950 census. The Manual also provides detailed information on how enumerators were to collect data –

down to how they were to walk up and down blocks. The manual provides a great image of how a census taker was to walk an enumeration district.



**Fig. 6** | Block-walking instructional diagram for 1950 census enumerators. Courtesy of the *Enumerator's Reference Manual: 1950 United States Federal Census*.

The 1950 United States Federal Census will be a useful tool for genealogists when it is released on April 2, 2022. Since indexing will only be able to begin on that date, those wanting a first look at the records will need to utilize the steps above in order to locate their ancestors.

## PASTPORTS NEWS

You may have noticed a change in the formatting of PastPorts. Going forward, the “For the Records” article will be published in a single-column format. Over the past few months, the History & Genealogy Department has been looking at how we can make our materials more engaging and accessible to all of our patrons.

This reformatting was in response to a comment regarding the difficulties that those who have visual impairments may face when reading double-columned articles with the assistance of magnifiers and e-readers. We hope this minor adjustment allows for more accessible and easier reading for all of our patrons.

## DATABASE UPDATES

- America’s Obituaries and Death Notices, one of the St. Louis County Library’s History & Genealogy databases, is now called Heritage Hub. Please click on the new link in the alphabetical database listings to discover your ancestor’s obituaries.
- After a brief hiatus, our access to Archion has been restored. Archion contains digitized church records from German archives. Archion can be accessed in the History & Genealogy Department, St. Louis County Library Headquarters Branch, Tier 5.


# NEW Books

**WILLIAM C. KASHATUS**

## **William Still: The Underground Railroad and the Angel of Philadelphia**

University of Notre Dame Press  
 RB Still William

William Still: The Underground Railroad and the Angel at Philadelphia is the first major biography of the free black abolitionist William Still, who coordinated the Eastern Line of the Underground Railroad and was a pillar of the Railroad as a whole. Based in Philadelphia, Still built a reputation as a courageous leader, writer, philanthropist, and guide for fugitive slaves. This monumental work details Still's life story beginning with his parents' escape from bondage in the early nineteenth century and continuing through his youth and adulthood as one of the nation's most important Underground Railroad agents and, later, as an early civil rights pioneer. Still worked personally with Harriet Tubman, assisted the family of John Brown, helped Brown's associates escape from Harper's Ferry after their famous raid, and was a rival to Frederick Douglass among nationally prominent African American abolitionists. Still's life story is told in the broader context of the anti-slavery movement, Philadelphia Quaker and free black history, and the generational conflict that occurred between Still and a younger group of free black activists led by Octavius Catto. —Publisher




**SUZANNE CORBETT**

## **A Culinary History of Missouri: Foodways & Iconic Dishes from the Show-Me State**

History Press  
 R 977.8 C789C and circulating copies

Missouri's history is best told through food, from its Native American and later French colonial roots to the country's first viticultural area. Learn about the state's vibrant barbecue culture, which stems from African American cooks, including Henry Perry, Kansas City's barbecue king. Trace



the evolution of iconic dishes such as Kansas City burnt ends, St. Louis gooey butter cake and Springfield cashew chicken. Discover how hard-scrabble Ozark farmers launched a tomato canning industry and how a financially strapped widow, Irma Rombauer, would forever change how cookbooks were written. Historian and culinary writer Suzanne Corbett and food and travel writer Deborah Reinhardt also include more than eighty historical recipes to capture a taste of Missouri's history that spans more than two hundred years.—Publisher


**BENJAMIN J. HRUSKA**

## **Valor and Courage: The Story of the USS Block Island Escort Carriers in World War II**

The University of Alabama Press  
 R 940.5459 H873V

In *Valor and Courage: The Story of the USS Block Island Escort Carriers in World War II* Benjamin Hruska explores the history and commemoration of the USS Block Island—or, more properly, the Block Islands, as two escort carriers bore that name during WWII. The first, CVE 21, bears the distinction of having been the only American aircraft carrier sunk in the Atlantic Theatre after being torpedoed by a German U-boat off the coast of North Africa.

Of the CVE 21's 957 crew members, six sailors were killed and eighteen injured in the strike, and four of the *Block Island's* fighter pilots were lost later in the day searching for a safe place to land their planes. When the CVE 106 was commissioned to replace its predecessor, Captain Massie Hughes successfully persuaded the Navy to keep the CVE 21's crew together in manning the new ship. After resurrection as the CVE 106, the *Block Island* was assigned to the Pacific theater where it fought until the end of the war. The saga of these two ships and the crew that navigated two very different theaters of war offers a unique lens on naval strategy and engineering as it evolved during WWII, especially as pertains to the escort carrier class—generally underappreciated both in naval studies and in public memory.—Publisher



# Classes

Classes are free and open to the public. Registration is required. Classes will be conducted by Zoom. [Register here](https://bit.ly/3jJ8bxq) <<https://bit.ly/3jJ8bxq>>.

In celebration of Black History Month, H & G is offering the following:

Wednesday, Feb. 2 | 6:30 p.m.

## Tracing Your African American Ancestors: Getting Started in Genealogical Research

Do you want to research your African American family but don't know where to start? This class will teach you the basics of genealogical research including resources available in History & Genealogy at St. Louis County Library.

Wednesday, Feb. 9 | 6:30 p.m.

## Tracing Your African American Ancestors: Digging Deeper

Learn about additional sources and techniques to deepen your research and overcome roadblocks. This course will use specific examples of records available and show you how to use them. Prerequisite: "Tracing your African American Ancestors: Getting Started in Genealogical Research" or comparable research experience.

Wednesday, Feb. 16 | 6:30 p.m.

## Tracing Your African American Ancestors: Advanced Techniques

The usual techniques can often lead to roadblocks in African American research. The instructor will use case studies to demonstrate how researchers can fill gaps in missing information. Prerequisite: "Tracing Your African American Ancestors: Digging Deeper" or comparable research experience.

Wednesday, Feb. 23 | 6:30 p.m.

## Tracing Your African American Ancestors: Records of Slave Owning Families

Slave owning families often kept detailed records of their enslaved African Americans. Discover ways to find the last slave owner and learn how to find and use these private records to reveal more information about your family. Prerequisite: "Tracing Your African American Ancestors: Advanced Techniques" or comparable research experience.

# NEW Periodicals

Did your ancestors live in Mississippi? History & Genealogy at the St. Louis County Library has recently acquired the following new periodicals:

## DeSoto Descendants

1982-2020, Volumes 1-38  
Genealogical Society of De Soto County

## Newsletter

1995-2018, Volumes 1-24  
The Calhoun County Mississippi Historical and Genealogical Society, Inc.

## Tate Trails

1983-2016, Volumes 1-34  
The Tate County Genealogical & Historical Society, Inc.

Genealogy periodicals are monthly, quarterly or yearly publications from local historical and genealogical societies. These periodicals contain a wealth of genealogical information, including articles, indexes and maps. All periodical titles can be found in the St. Louis County Library's card catalog. As periodicals are housed in closed stacks, please see a History & Genealogy staff member for help retrieving the periodicals you need.

PastPorts is published by History & Genealogy at St. Louis County Library, located on Tier 5 of Library Headquarters.

Current and past issues can be downloaded from the web <<http://www.slcl.org/pastports>>.

## Contact us:

History & Genealogy  
St. Louis County Library  
1640 S. Lindbergh Blvd.  
St. Louis, MO 63131

314-994-3300  
[genealogy@slcl.org](mailto:genealogy@slcl.org)  
[www.slcl.org/genealogy](http://www.slcl.org/genealogy)

## History & Genealogy services

The following H&G services are free and available to researchers who are unable to visit the library.

### Lookup service

H&G can provide photocopies, prints, or digital scans of many library materials from indexed sources or when given a specific citation:

- Up to 30 pages from one book or one article from a journal issue. Staff can also photocopy or scan tables of contents and index pages.
- Microfilmed records—A list of microfilm available in the H&G collection can be viewed [online](https://bit.ly/3jrqw3j) <<https://bit.ly/3jrqw3j>>.
- Print outs from database records if patrons cannot access the database at home.
- Please use the [online lookup request form](https://bit.ly/2UQXJKE) <<https://bit.ly/2UQXJKE>> to submit requests.

### Print collection

More than 27,000 books in the collection can be checked out. The entire collection is included in the library's [online catalog](http://webpac.slcl.org) <<http://webpac.slcl.org>>. Books with call numbers that **do not** begin with "R" are available to check out. Patrons can request books online or by calling 314-994-3300.

### Research guidance

H&G staff members can provide research assistance by phone.

### Book-a-Genealogist

Researchers encountering brick-walls or who would like assistance in developing a plan to achieve specific research goals can schedule a phone consultation with an H&G staff member. Requests can be made using the online [Book-a-Genealogist form](https://bit.ly/3fQbB0r) <<https://bit.ly/3fQbB0r>>.

### Database access

Many library databases can be used at home by St. Louis County Library card holders living in the metropolitan area. The Ancestry Library Edition database, normally restricted to in-library use, can be accessed remotely on a temporary basis. View the list of genealogical databases on the library's [website](https://bit.ly/37GRBtF) <<https://bit.ly/37GRBtF>> .

For more information, please contact the History & Genealogy Department at 314-994-3300 or [genealogy@slcl.org](mailto:genealogy@slcl.org).

## LIBRARY HOLIDAY CLOSING

President's Day | February 21

# Events

Sunday, February 6, 1:00 p.m.

The St. Louis Genealogical Society Jewish SIG:

### "How Jews Helped Create Missouri"

This presentation will examine the history of Jews in the state from before the Louisiana Purchase through World War I. Jews were in just about every township in the state and were influential on the state's development.

Featured speaker: Mara W. Cohen Ioannides, teacher at Missouri State University and president of the Midwest Jewish Studies Association, as well as an author of numerous articles and books.

Saturday, February 12, 10:00 a.m.

St. Louis Genealogical Society Monthly Meeting:

### "Gone but not Forgotten: Family Clues from Probate Records"

Explore probate estate files and related documents, and record books for St. Louis and similar records in other locations. These records are so valuable for genealogy research, and, although some require research on site, many are easily accessible on microfilm or online.

Featured speaker: Mike Everman, archivist.

Visit [stlgs.org](http://stlgs.org) for more information and to register for these virtual meetings.